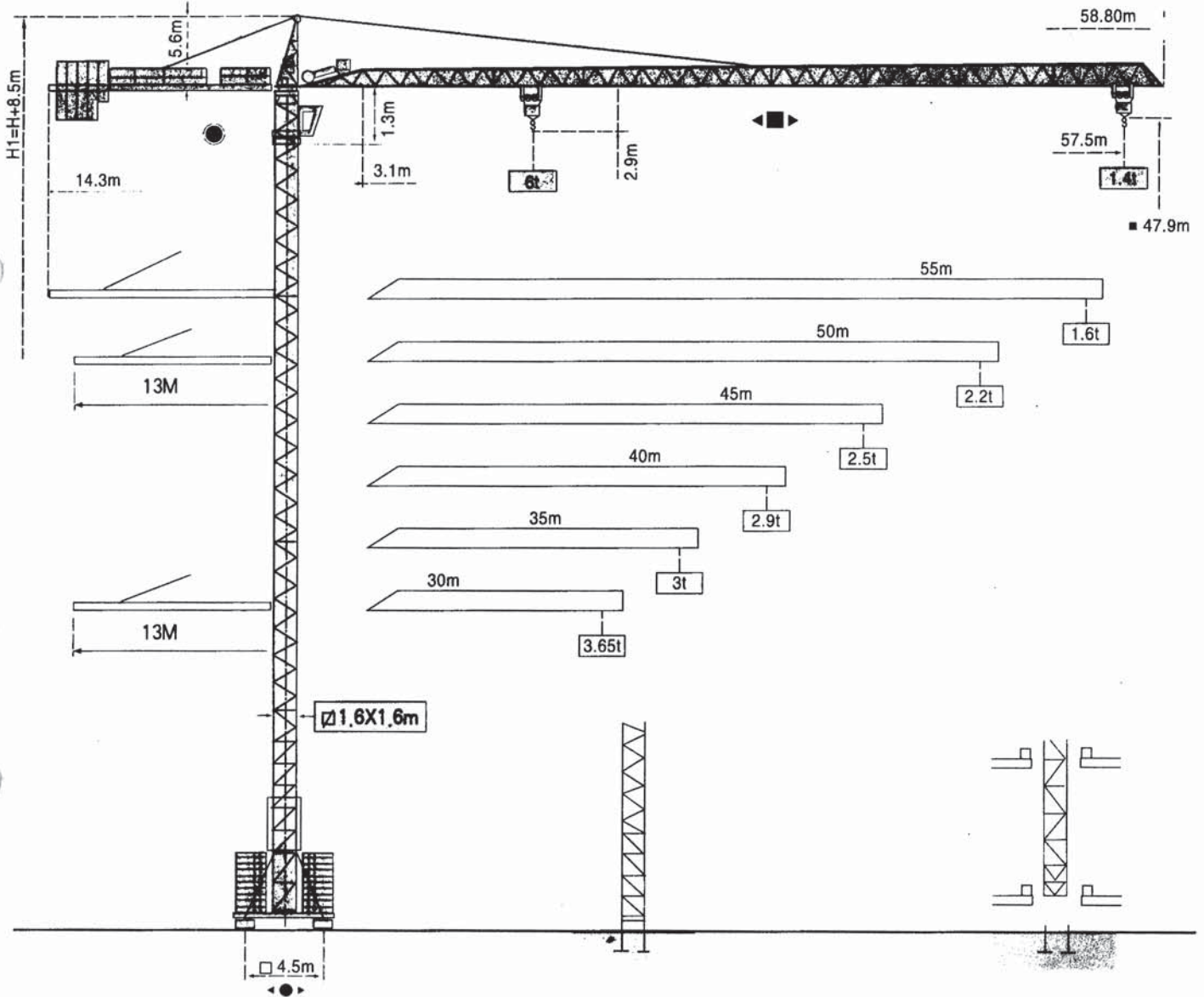


TOPKIT MC 120A



POTAIN ®

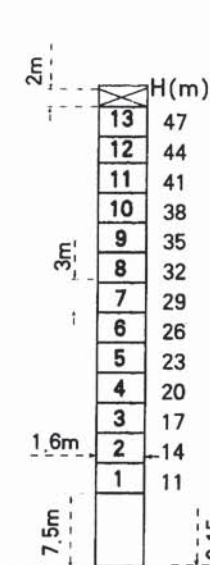
TOPKIT MC120A

Mats - Masts



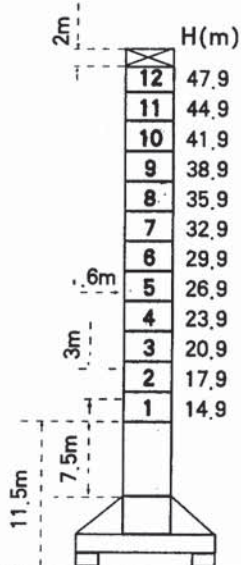
1.6m

Fleche-Jib
30m ⇒ 57.5m



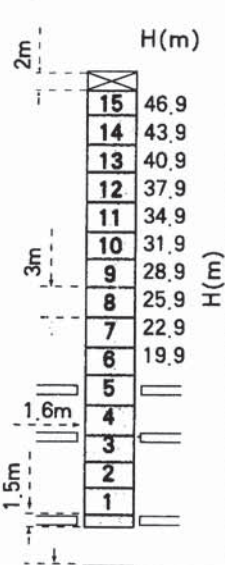
P16A

F2	• 95t	■ 138t
F3	• 65t	■ 111t
	37t	



SB 16 A

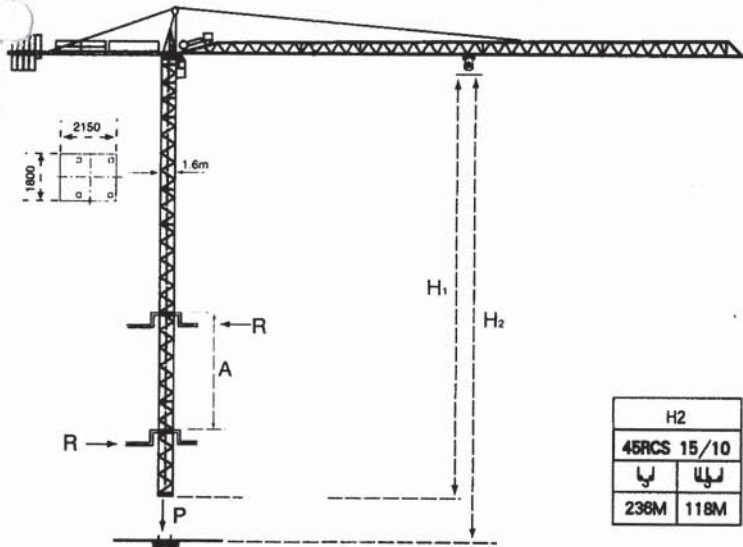
F1	• 68t	■ 88t
	44t	



BA45A

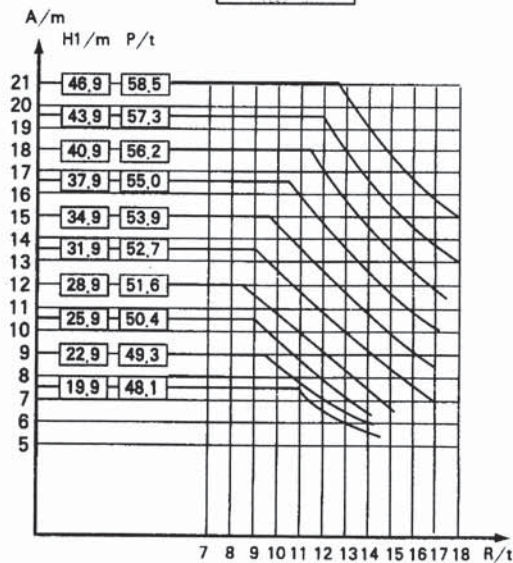
F = Réactions - Reactions

Télescopage sur dalles - Climbing crane



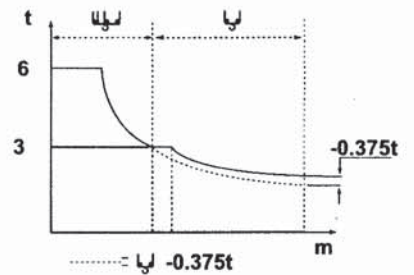

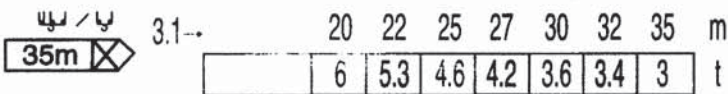
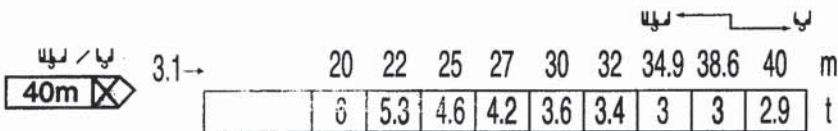
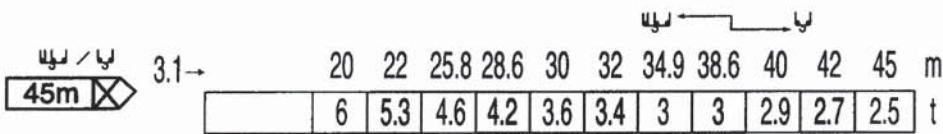
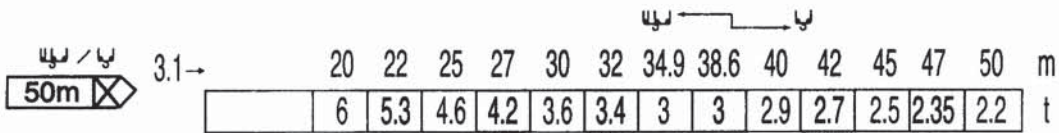
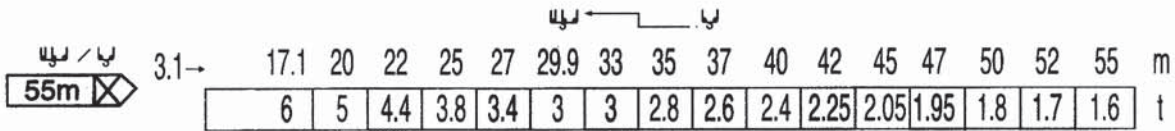
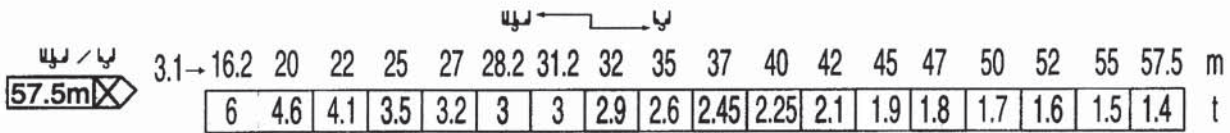
H2	
45RCS 15/10	
↳	↳
236M	118M

BA 45 A




- A Distance entre cadres / A Distance between collars
- H1 Hauteur grue / H1 Crane height
- P Poids de la grue (en service) / P Crane weight (in service)
- R Reaction horizontale / R Horizontal reaction

Load diagrams



Ancrages - Anchorages

P16A



● En service
■ Hors service

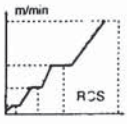

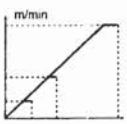

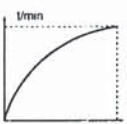



● In service
■ Out of service

⊗ A vide sans lest
avec fleche ea hauteur
maximum.

⊗ Without load and
ballast with longest jib
and maximum height.

TOPKIT MC120A

Mechanisms

		m/mim	t	m/mim	t	ch-PS hp	kW		
Hoisting 		45	0=52.5	3	0=26	6	472m	45	33
		RCS	0=105	2	0=52.5	4	>472m*		
Trolleying 		4 D3 V3		15=58				4	3
Slewing 		RCV 145		0=0.8 tr/min rpm				2X6	2X4.4
Travelling 	SB16A  R > 10m	RT 324		12.5-25				2X7	2X5.2
Mains supply		CEI 38 IEC 38		400V (+6%-10%) 50Hz					
Necessary set		45 RCS: 65kVA							
Generator set		*							

* Conslut us

Modifications réservés Subject to modification



GROVE
POTAIN 

Manitowoc Crane Group Asia Pte Ltd
Manitowoc Crane Group

26 Benoi Road
Singapore 629 898
Tel: 65-6861 7133
Fax (Admin/Sales) : 65-6862 4040
Fax (Service/Parts) : 65-6862 4142
www.manitowoccrane.com

Copyright. © POTAIN 2004

TOPKIT MC 120A

Ref: 2004.01